

# Trade-In Photo Requirements

- Stand back enough to fit equipment into picture and not cut off any parts.
- Frame equipment as center of image. Make sure **phone is horizontally oriented** when taking photos.
- Have a **clean background** with no other equipment in the shot.
- **Take photos on a clear, sunny day.** Don't take photos in the snow, rain or at dawn or dusk.
- **Photos 1 - 7 are required.** Photos 8 - 11 are optional.

## Required Photos




Front view



Left view




Right view



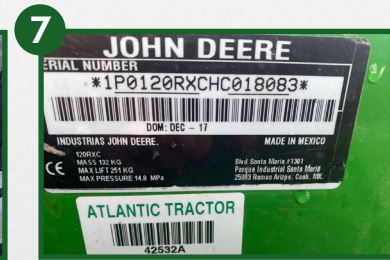
Back view




Tach/Hour Meter



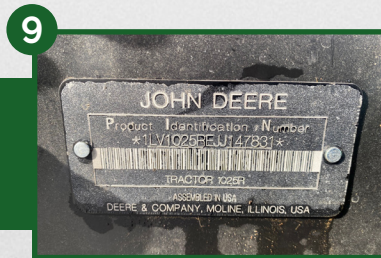
Operator's Station



Serial Number Plate



Extra - Damaged Areas



Extra - ID Number



Extra - Attachments



Extra - Attachments

## Optional Additional Photos

*Atlantic Tractor*

We Live It.